

Carbon Reduction Plan

Supplier name: P.R.S. Office Furniture Limited t/a PRS Office Furniture

Company Registration Number: 04026031

Published date: December 2025

Commitment to achieving Net Zero

PRS Office Furniture is committed to achieving Net Zero emissions by 2045.

Baseline Emissions Footprint

Baseline emissions are a record of the greenhouse gases that have been produced in the past and were produced prior to the introduction of any strategies to reduce emissions. Baseline emissions are the reference point against which emissions reduction can be measured. We have chosen our baseline year to be October 2021 – September 2022.

Baseline Year: 2021-2022	
Additional details relating to the Baseline Emissions calculations: Due to emission factor amendments (UK government) and improvements in data quality, base year emissions for PRS Office Furniture have been updated and restated.	
Baseline year emissions: 2021 - 2022	
Emissions	Total (tCO₂e)
Scope 1	47.1
Scope 2	Market-based: 0.8 Location-based: 0.8
Scope 3 including: <ul style="list-style-type: none">● Purchased Goods & Services● Capital Goods● Fuel & Energy Related Services● Business Travel● Transportation & Distribution (Upstream & Downstream)● Employee Commuting & Homeworking● Operational Waste & Water● Leased Assets (Upstream)	1,835.4
Total Emissions	Market-based: 1,883.3 Location-based: 1,883.3

Our total emissions equate to a Carbon Intensity Metric of **85.6 tCO₂e per full-time employee equivalent (FTE)** based on **22 FTEs** during the baseline period (using market-based emissions).

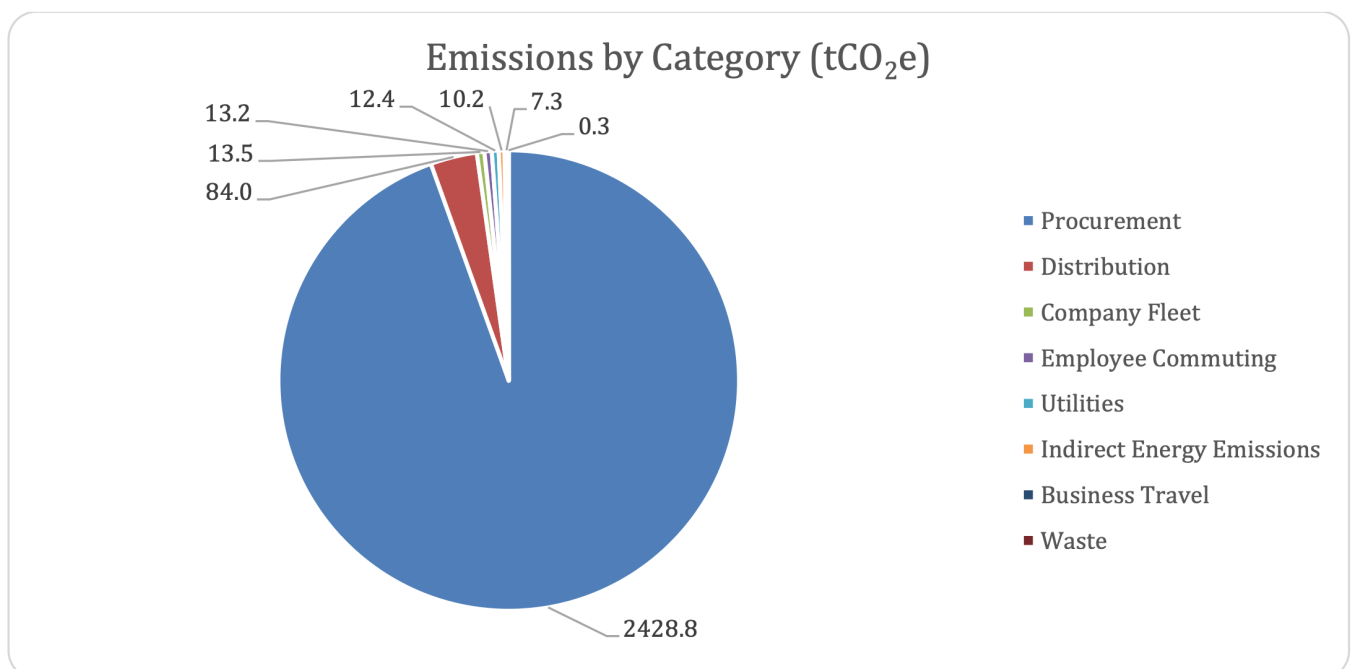
**Purchased electricity can be measured in two ways. A location-based method reflects the average emissions intensity of grids on which energy consumption occurs (using mostly grid-average emission factor data). A market-based method reflects emissions from electricity that companies have purposefully chosen (or their lack of choice). A market-based method therefore takes into account the purchase of electricity via a verified renewable energy tariff. We have chosen to base our Net Zero target on a market-based methodology.*

Current Emissions Reporting

The current reporting year is Financial Year October 2022 – September 2023.

Reporting Year : 2023- 2024	
Emissions	Total (tCO ₂ e)
Scope 1	12.9
Scope 2	Market-based: 13.1 Location-based: 13.1
Scope 3 including: <ul style="list-style-type: none"> ● Purchased Goods & Services ● Capital Goods ● Fuel & Energy Related Services ● Business Travel ● Transportation & Distribution (Upstream & Downstream) ● Employee Commuting & Homeworking ● Operational Waste & Water ● Leased Assets (Upstream) 	2,543.8
Total Emissions	Market-based: 2,569.7 Location-based: 2,569.7

Our total emissions equate to a Carbon Intensity Metric of **107 tCO₂e per full-time employee equivalent (FTE)** based on **24 FTEs** during the baseline period (using market-based emissions).



Emissions reduction targets

PRS Office Furniture is committed to achieving Net Zero by 2045.

To achieve Net Zero we will need to reduce our absolute emissions by 90% from our baseline year and offset any residual emissions. To track our progress towards our long-term Net Zero target, we have also set some near-term targets to 2030.

Our near-term targets:

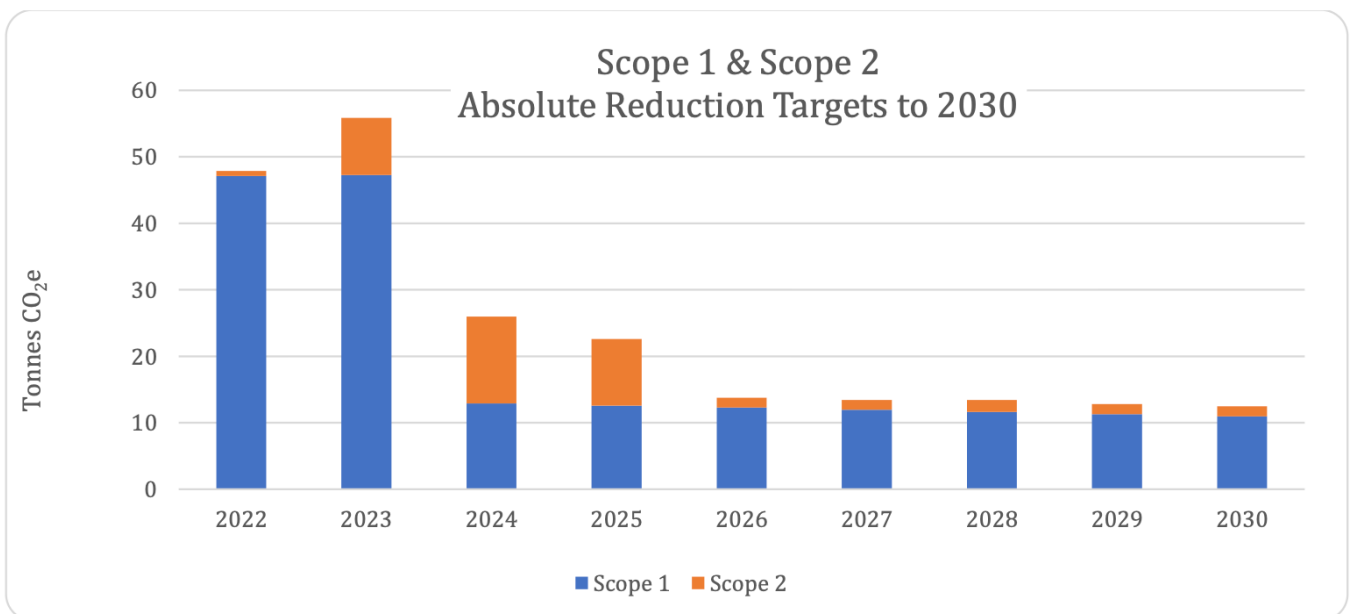
- Reduce scope 1 and 2 emissions by at least 42% by 2030.
- To procure 100% renewable electricity by 2026.
- Measure all scope 3 categories by 2027.
- Reduce scope 3 Carbon Intensity per £million spent on Good for Resale by 42% by 2030.

Our long-term targets:

- Reduce our total market-based emissions (scope 1, 2 and 3) by at least 90% by 2045.
- Neutralise any residual emissions using verified carbon offsets.

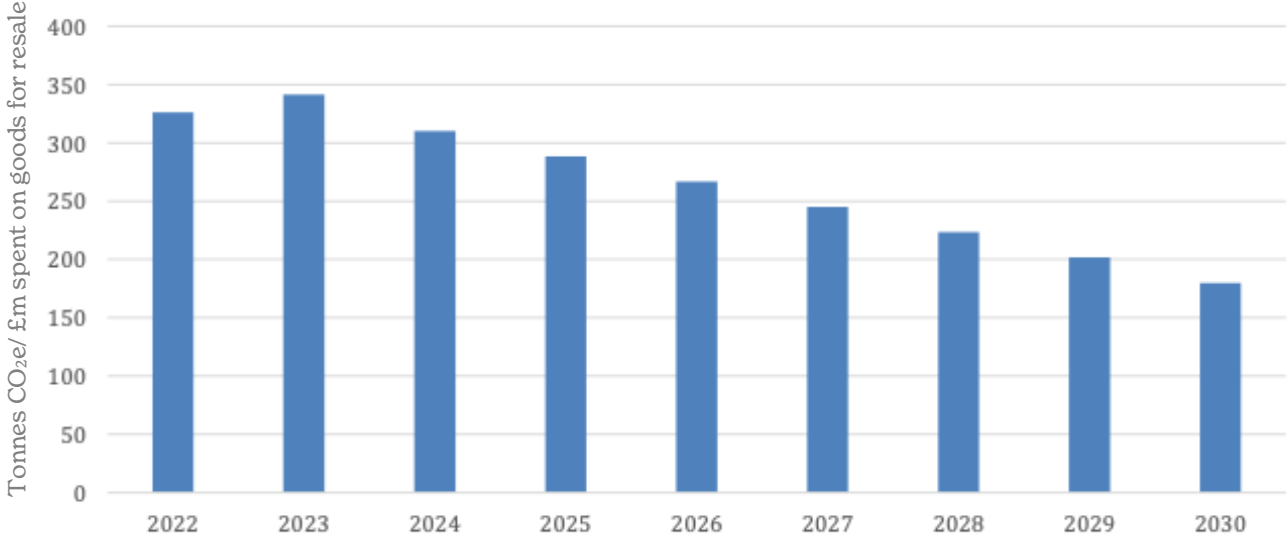
PRS Office Furniture is on track to achieve its stated near-term targets and shall continue to maintain its progress towards Net Zero over the coming years.

We have seen a 46% absolute reduction in Scope 1 & Scope 2 combined emissions since our base year in 2021/22 (shown below). We are also expecting a significant reduction by 2026 due to the procurement of a 100% renewable electricity tariff.



Although absolute Scope 3 emissions have increased, this is a reflection of the significant growth experienced at PRS Office Furniture. Despite this growth, we have additionally achieved a 5% reduction in Scope 3 Carbon Intensity per £million spent on Goods for Resale since the base year reporting period (shown below).

Scope 3 Carbon Intensity Reduction Target to 2030



Carbon Reduction Projects

Completed Carbon Reduction Initiatives

The following environmental management measures and projects have been completed or implemented. The measures will be in effect when performing the contract.

Activity	Completion Year	Scope
Commit to measuring carbon footprint of business activities year on year to gain an understanding of pinch points and regularly be making efficient and direct improvements to reduce these emissions. Year 1 appointed Positive Planet to support with calculating baseline carbon footprint and reduction recommendations.	2022	1,2,3
Created a Green Team / CSR Committee to lead initiatives. This team has been made up of members from different departments to support the roll out of initiatives and management of data, this includes sharing and collaborating throughout the organisation.	2023	1,2,3
Extensive waste segregation happens at PRS sites, to minimise total waste sent to landfill / incineration.	2023	3
All fixtures at PRS sites are powered with LED lights, which since 2023 are fitted with PRI sensors to reduce total energy consumption.	2023	2
Procured a 100% renewable electricity tariff at all sites. This action shall reduce our future market-based emissions.	2024	2
Upgraded to a more carbon-efficient fleet: <ul style="list-style-type: none"> All owned vans are now Euro 6 compliant Most other owned vehicles are Battery Electric 	2022, 2024	1, 2
In April 2024, PRS Office Furniture had a solar PV array installed at our sites. This action will reduce the overall energy demand of PRS Office Furniture, and shall reduce our Scope 2 emissions across both market-based and location-based methods.	2024	2
PRS has sustainable travel guidance within its internal business travel policy, encouraging colleagues to follow the Low-Carbon Travel Hierarchy.	2024	3
Several members of the PRS Office Furniture team are certified Carbon Literate. In completing the training, each delegate committed to at least two significant carbon reduction actions.	2024	3
PRS Office Furniture has significantly improved its data quality across its carbon hotspot of Goods for Resale (Scope 3: Purchased Goods & Services), and holds data including embodied emissions and circularity	2025	3

credentials. The environmental impacts of products are shared with clients.		
---	--	--

Future Carbon Reduction Plans

In the future we hope to implement further measures such as:

Activity No.	Activity	Target Date	Category
1	Conduct a review of company vehicles to outline a strategy for company vehicle electrification: <ul style="list-style-type: none"> Determine a timeframe for vehicle electrification and commit to this. Any vehicle procured from 2030 shall be assessed in terms of its carbon impact, with favourable weighting given to plug-in hybrid or battery electric vehicles. 	Ongoing - 2030	Mobile Combustion Purchased Electricity (EVs)
2	Switch to 100% renewable electricity tariff.	2025	Purchased Electricity

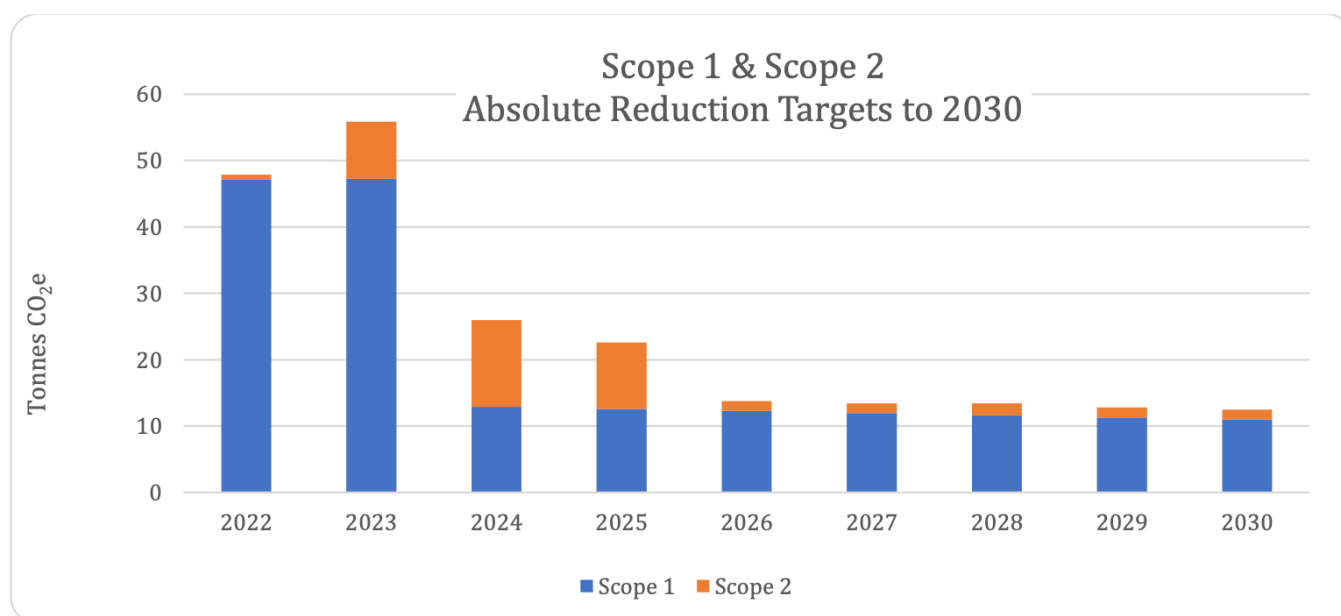
Based upon the above completed and planned initiatives, it is projected that Scope 1 & 2 carbon emissions will continue to decrease as we progress towards 2030.

We also aim to implement the further initiatives below to reduce Scope 3 emissions:

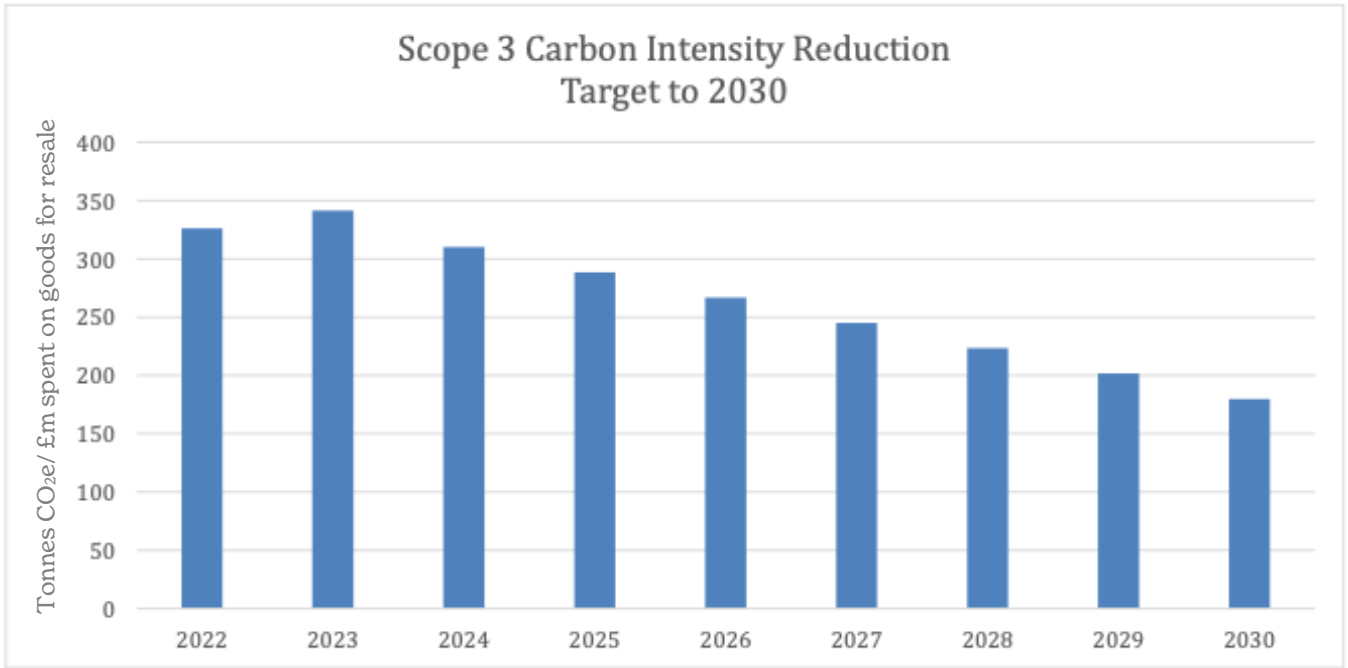
Activity No.	Activity	Target Date	Category
1	Commit to measuring the remaining Scope 3 categories, meaning that year's carbon emissions measurement will be a full picture of PRS Office Furniture's carbon impact.	2027	Product Emissions
2	Consider further training and engagement for the Green Team, leadership, and the wider employee base. Including and not limited to, certified Carbon Literacy Training for all applicable to roll out to further workforce and share with externals where appropriate.	2026	Commuting & Home Working Business Travel
3	Continue to encourage suppliers to adopt sustainable practices and improve their own carbon footprint through supplier engagement, procurement policies and contracts, and monitoring reporting mechanisms.	2025 - 2030	Purchased Goods & Services

	<p>Commit to a Sustainability Audit or Survey to request further information regarding credentials – plan to send these to the Top 10/20 suppliers by spend. This data collection will support reduction journey by gathering important data for future measurement & encourage supply chain integration towards Net Zero.</p> <p>Complete this audit within two phases:</p> <ol style="list-style-type: none"> 1. Identify suppliers for engagement 2. Formulate and collect data (survey/scoring) <p>Once completed prioritise suppliers with lower carbon footprints as part of the above phased approach. This may also involve purchasing second hand/refurbished (furniture, IT equipment) and extending the lifespan of purchased items.</p> <p>Develop and monitor procurement policy for all new suppliers to align to Net Zero goals.</p>		
4	<p>Assess existing distribution partners and apply the Sustainable Procurement Policy principles to distribution. The key initial focus is to access high quality data from third party distributors.</p>	2026 - 2028	Distribution

Based upon the above completed and planned initiatives, it is projected that Scope 3 carbon intensity per £million spent of Goods for Resale will further decrease over the next 5 years.



The chart above shows targets for absolute carbon emissions (tCO₂e) across Scope 1 and Scope 2. Reporting Years ending 2022, 2023, 2024 are actual reported values, all other periods are targeted.



The chart above shows targets for carbon intensity across entire Scope 3 per £million spent on Goods for Resale (tCO₂e / £m spent on goods for resale). Reporting Years ending 2022, 2023, 2024 are actual reported values, all other periods are targeted.

Declaration and Sign Off

This Carbon Reduction Plan has been completed in accordance with PPN 006 and associated guidance and reporting standard for Carbon Reduction Plans.

Emissions have been reported and recorded in accordance with the published reporting standard for Carbon Reduction Plans and the GHG Reporting Protocol corporate standard¹ and uses the appropriate Government emission conversion factors for greenhouse gas company reporting².

Scope 1 and Scope 2 emissions have been reported in accordance with SECR requirements, and the required subset of Scope 3 emissions have been reported in accordance with the published reporting standard for Carbon Reduction Plans and the Corporate Value Chain (Scope 3) Standard³.

This Carbon Management Plan has been reviewed and approved by the PRS Office Furniture (UK) Limited Executive Team.

Signed on behalf of PRS Office Furniture (UK) Limited:

Name:

Position:

Date:

1 <https://ghgprotocol.org/corporate-standard>

2 <https://www.gov.uk/government/collections/government-conversion-factors-for-company-reporting>

3 <https://ghgprotocol.org/corporate-value-chain-scope-3-standard>